



invest **M**

DAILY BULLETIN

Stay ahead of the market curve with our Daily Bulletin, your daily dose of financial insights, market updates and expert analysis, brought to you by InvestM.

November 18, 2024

InvestM Daily Market Analysis

Market Notes

Markets Reverse Trump Rally

Global markets initially rallied after Trump's election win but gave back most of their gains last week, with major asset classes ending down. US and European indices, stocks, commodities, and currencies all saw declines. This week's economic calendar is quiet, with no major data releases. Markets will likely focus on political developments and statements from officials, creating potential opportunities on the downside for assets like gold, US indices, cryptocurrencies, and commodities.

Gold Rebounds, Starts Week in Green

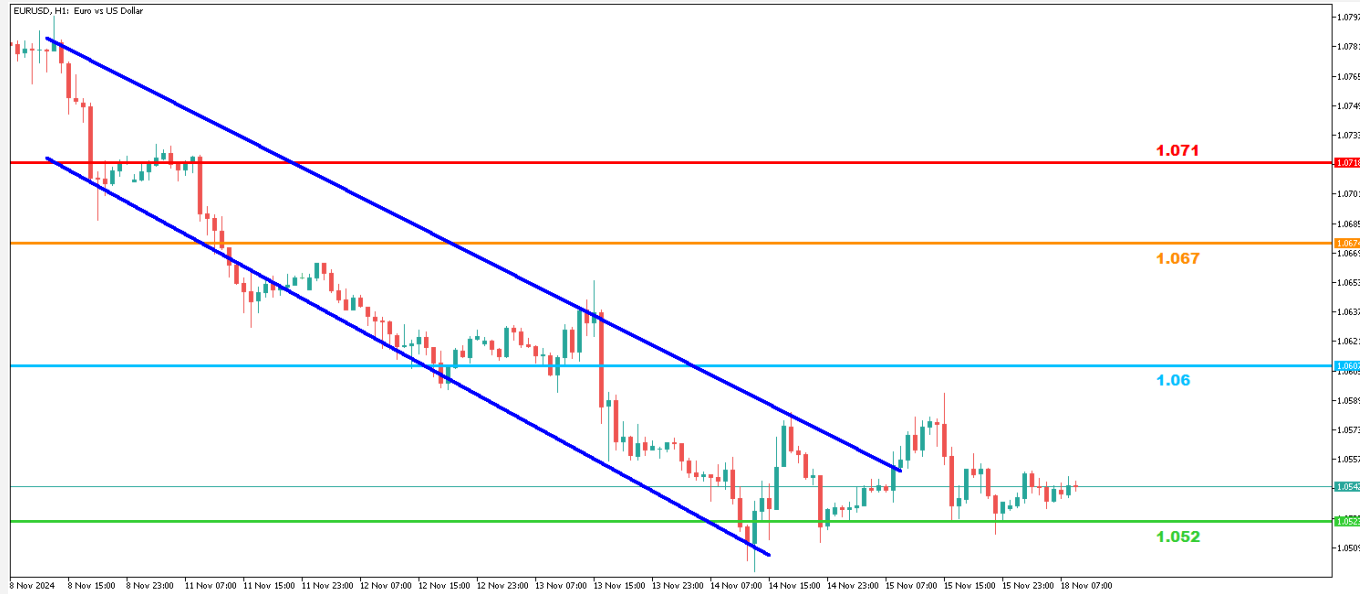
After three weeks of losses, gold started this week with a strong bounce, reaching 2.590\$. This level is now acting as a resistance. While the positive start is encouraging, gold could see further downward movement if it fails to break past the 2.580\$ - 2.590\$ range. Without major economic data, gold is likely to follow broader market sentiment.

Nasdaq's Sharpest Drop in 3 Weeks

The Nasdaq index fell %3.5 last week, pulling back from record highs to below 20.600, a critical level. If the Nasdaq closes below this mark, it could see further declines. Investors are pricing in nearly 75 basis points in rate cuts over the next year, especially as Fed Chair Powell has indicated no rush to lower rates, despite strong retail sales data from October.



EUR/USD - H1



EUR/USD



TAKE PROFIT

1.056\$



STOP LOSS

1.049\$



First Support Level

1.052\$

First Resistance Level

1.06\$

Second Support Level

1.048\$


Second Resistance Level

1.067\$

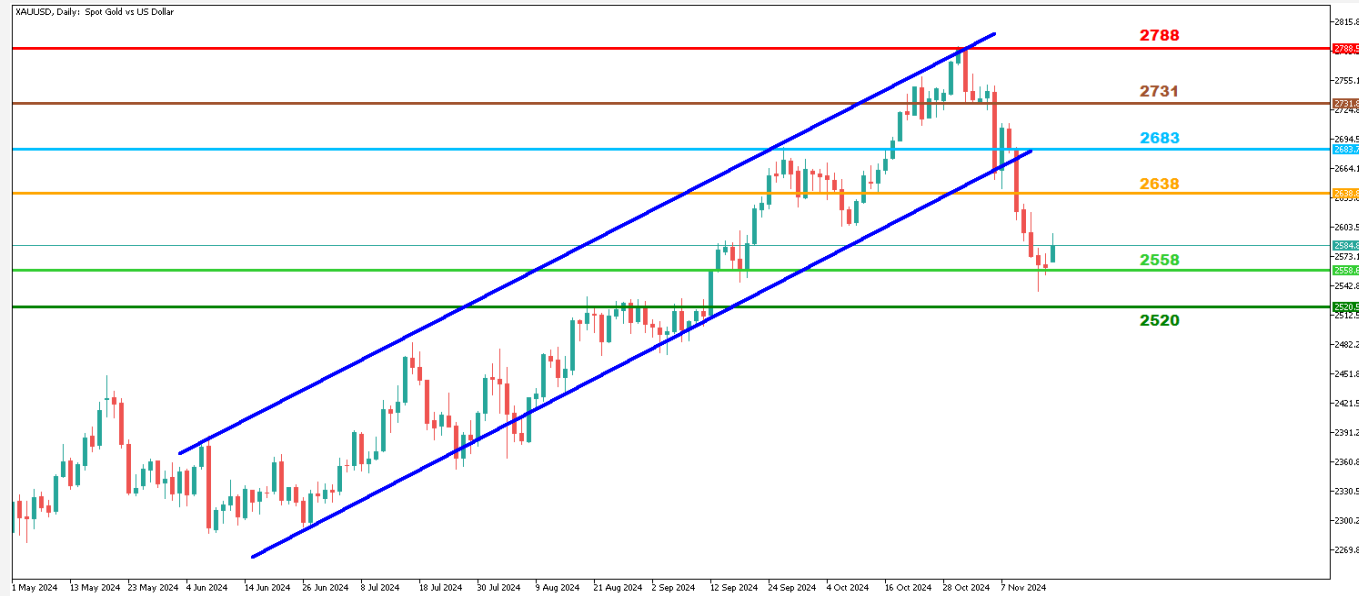


EUR/USD Finds Support at 1.05\$

EUR/USD reached 1.05\$, ending its downtrend channel and finding support at this level. With the dollar index showing signs of leveling off, EUR may see a bounce today, making long positions favorable.



XAU/USD - Daily



XAU/USD

↑ **TAKE PROFIT**
2594\$

↓ **STOP LOSS**
2568\$

First Support Level 2558\$	First Resistance Level 2600\$
Second Support Level 2520\$	Second Resistance Level 2638\$

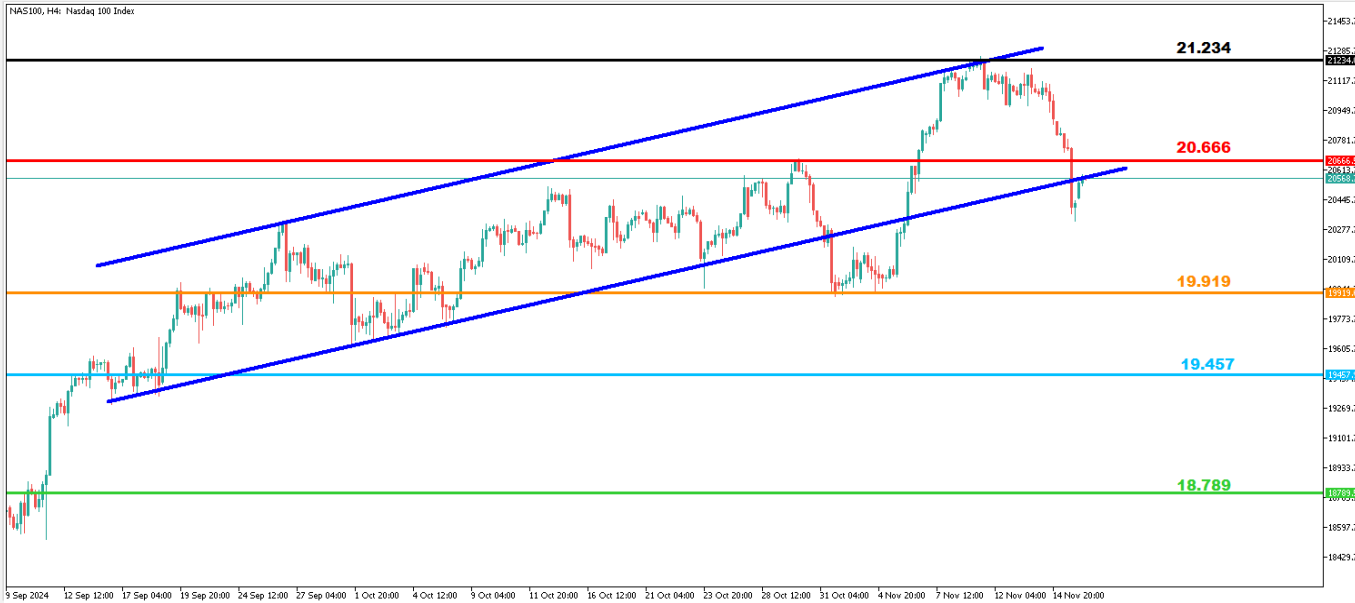


Gold Kicks Off Week with a Positive Start

Gold, which dropped %9 over the last two weeks, is trading below 2.600\$ but started the week with gains. The 2.600\$ level is a key psychological barrier; closing above this point would be significant, and today's trend may continue upwards.



NASDAQ - H4



NASDAQ

↑ TAKE PROFIT 20.600 points

↓ STOP LOSS 19.900 points

First Support Level	First Resistance Level
20.000 points	20.666 points
Second Support Level	Second Resistance Level
19.457 points	21.234 points



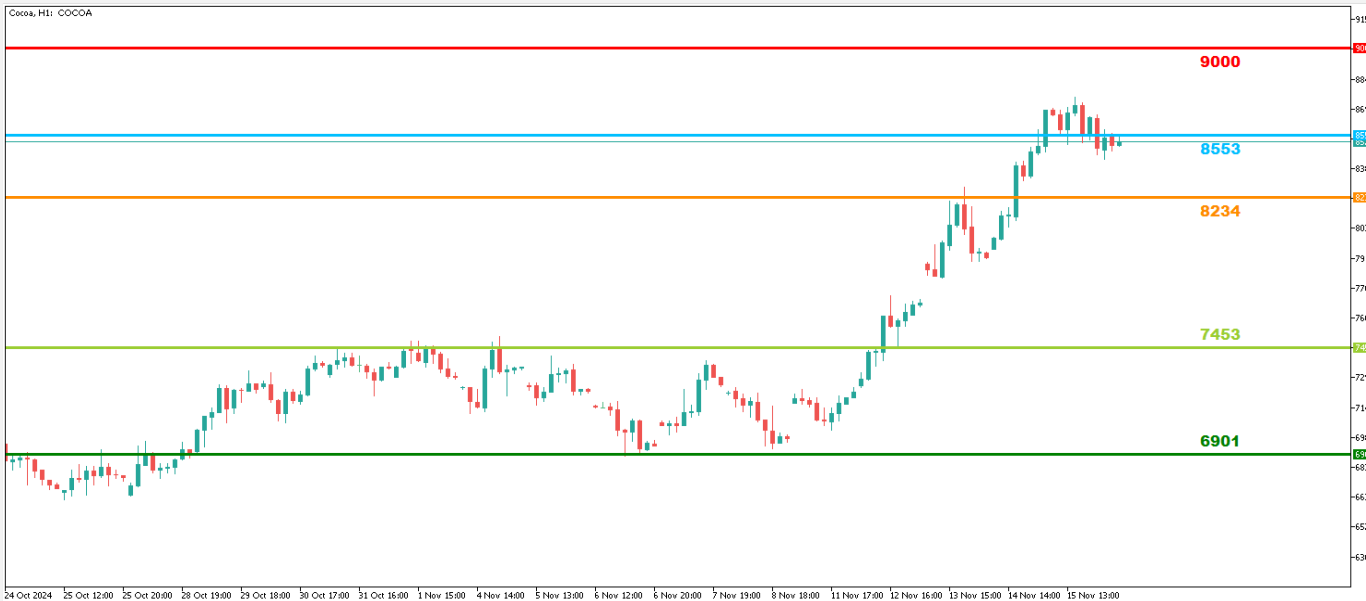
Nasdaq Breaks Rising Channel

Nasdaq broke below its rising channel after falling %2.5 on Friday and is now retesting the 20.600 level. The index may see some upward movement at the start of the week.





COCOA - H1



Noticeable Rise in Cocoa Prices

Cocoa prices rose over %15 last week, reaching 8.700\$. This sharp rise may lead to profit-taking, and cocoa could open lower today.

COCOA



TAKE PROFIT
8250\$



STOP LOSS
8750\$



First Support Level

8553\$

Second Support Level


8234\$

First Resistance Level

9.000\$

Second Resistance Level

10.000\$



DISCLAIMER

You understand and acknowledge that there is a high degree of risk involved in trading with strategies. Following any strategies or investment methodologies is the potential for loss. The content on the site is being provided by our contributors and analysts for information purposes only. You alone are solely responsible for determining whether any trading assets, securities, strategy, or any other product is suitable for you based on your investment objectives and financial situation.

