



invest **M**

# DAILY BULLETIN

Stay ahead of the market curve with our Daily Bulletin, your daily dose of financial insights, market updates and expert analysis, brought to you by InvestM.

*September 17, 2024*

## InvestM Daily Market Analysis

## Market Notes

Get ready to explore the key financial events and market movements defining the day. Keep updated in the world of finance with our in-depth analysis and insights.

## Upcoming Events



Retail Sales

**Retail Sales Day in the Markets**

U.S. stock indices started the new week with mixed movements. While industrial companies rose, the technology index Nasdaq closed the day with a decline. Tech investors reduced risk appetite ahead of the Fed decision, while the SPX500 and Dow Jones indices rose. Today, the U.S. Retail Sales data will be announced, followed by the Fed's interest rate decision tomorrow. Both reports are highly critical. Market volatility may increase today and tomorrow, with sharp upward and downward movements possible. There may be buying opportunities in U.S. indices, stocks, and commodities like gold and silver.

**Gold Prices Continue Rising for the Fourth Day**

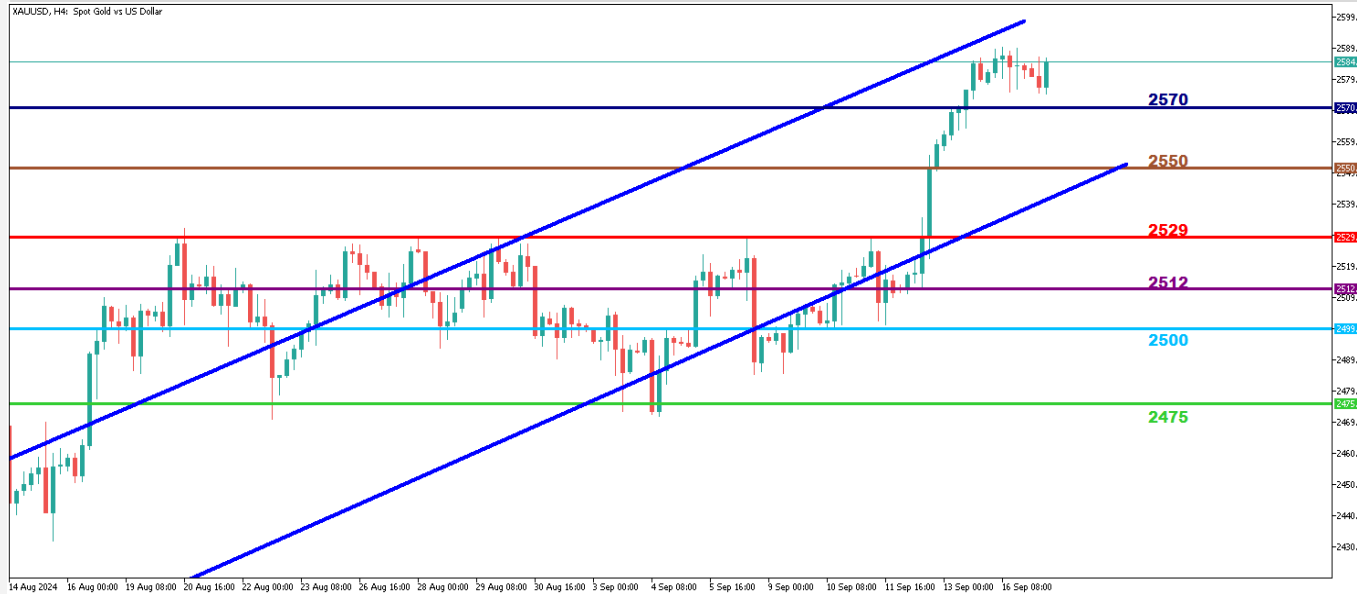
After breaking above 2.530\$, gold prices have continued to rise strongly, approaching the 2.600\$ level. Starting the day with gains, gold is currently trading around 2.585\$. The expectations of lower interest rates in the U.S., ongoing geopolitical conflicts in the Middle East and Russia, and China's gold purchases are driving prices higher. Today, U.S. Retail Sales data will be released. Following the report, gold may test 2.600\$ and reach a new record.

**Fed Interest Rate Decision Tomorrow**

Tomorrow, the most critical interest rate meeting in recent years will take place. The U.S. Federal Reserve is expected to decide on either a 25 or 50 basis points rate cut. Analysts are calling this one of the most uncertain rate decisions in recent years, as there is no consensus.



## XAU/USD - H4



XAU/USD



TAKE PROFIT  
2595\$



STOP LOSS  
2574\$

First Support Level	First Resistance Level
2570\$	2590\$
Second Support Level	Second Resistance Level
2550\$	-



### 2.600\$ Opportunity in Gold Prices



Gold prices continue their strong upward movement. Gold has been rising for the past four days and is currently trading around 2.585\$. With today's U.S. Retail Sales data, we could see a strong rise. The markets are in need of good news.





# GBPUSD - H1



**GBPUSD**


**TAKE PROFIT**  
**1.317\$**



**STOP LOSS**  
**1.323\$**


<b>First Support Level</b>	<b>First Resistance Level</b>
<b>1.317\$</b>	<b>1.321\$</b>
<b>Second Support Level</b>	<b>Second Resistance Level</b>
<b>1.312\$</b>	<b>1.324\$</b>



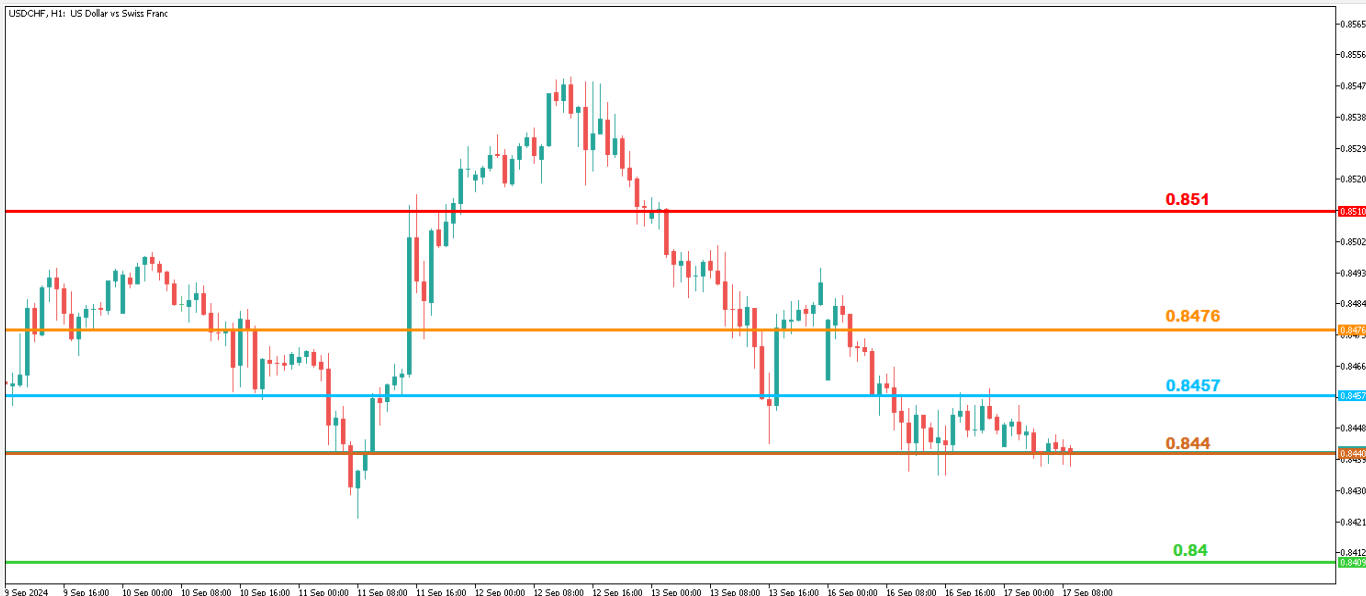
## GBPUSD May Fall from Resistance Level

The GBPUSD pair rose to 1.321\$ yesterday. This is a strong resistance level. Today, the pair may break its upward trend and drop to the 1.318\$ level.





# USDCHF - H1



## Swiss Franc in Buying Zone


After falling to the 0.844 CHF region, USDCHF has reached a buying point. We expect the pair to rise from this region and test the 0.8457 level today.

**USDCHF**

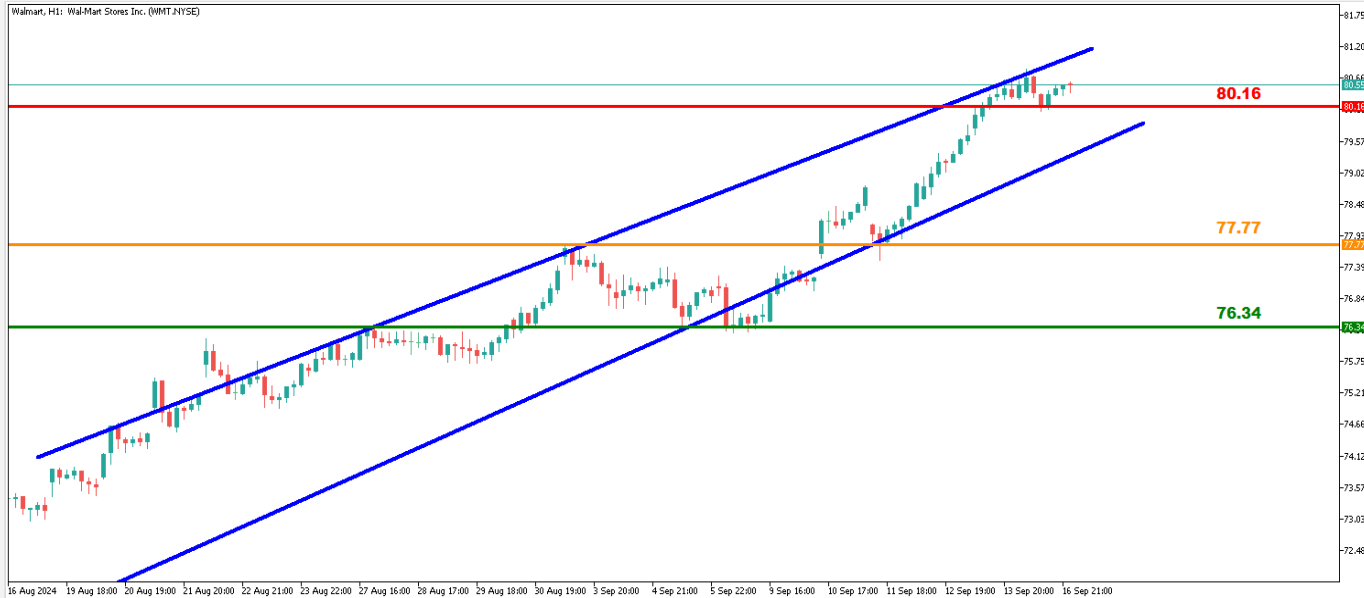
**TAKE PROFIT**  
**0.846 CHF**

**STOP LOSS**  
**0.842 CHF**

<b>First Support Level</b>	<b>First Resistance Level</b>
<b>0.84 CHF</b>	<b>0.8457 CHF</b>
<b>Second Support Level</b>	<b>Second Resistance Level</b>
<b>0.838 CHF</b>	<b>0.8476 CHF</b>



# WALMART - H1



**TAKE PROFIT**  
81.1\$



**STOP LOSS**  
79.9\$

<b>First Support Level</b>	<b>First Resistance Level</b>
80.16\$	82\$
<b>Second Support Level</b>	<b>Second Resistance Level</b>
77.77\$	83.14\$



## Walmart Is Unstoppable

Retail giant Walmart continues its rise. Company shares broke a new record and tested the eighty dollars. It may get approval from the red line today and reach higher levels. Today's target is eighty two dollars.



## DISCLAIMER

You understand and acknowledge that there is a high degree of risk involved in trading with strategies. Following any strategies or investment methodologies is the potential for loss. The content on the site is being provided by our contributors and analysts for information purposes only. You alone are solely responsible for determining whether any trading assets, securities, strategy, or any other product is suitable for you based on your investment objectives and financial situation.

