



invest **M**

DAILY BULLETIN

Stay ahead of the market curve with our Daily Bulletin, your daily dose of financial insights, market updates and expert analysis, brought to you by InvestM.

September 16, 2024

InvestM Daily Market Analysis

Market Notes

Central Banks Week in the Markets

We left behind a positive week filled with record-breaking performances. This week, the markets will be focused on interest rate decisions from several central banks. The most important decision will be announced on Wednesday with the Fed's rate cut announcement. The Fed is expected to start its rate-cutting cycle. The main question is whether the Fed will cut rates by 25 basis points or 50 basis points. Recently, the number of analysts expecting a 50 basis point cut has increased. Therefore, volatility may rise on Wednesday, creating trade opportunities in stocks, indices, currencies, and especially gold prices.

Gold Prices Continue Breaking Records

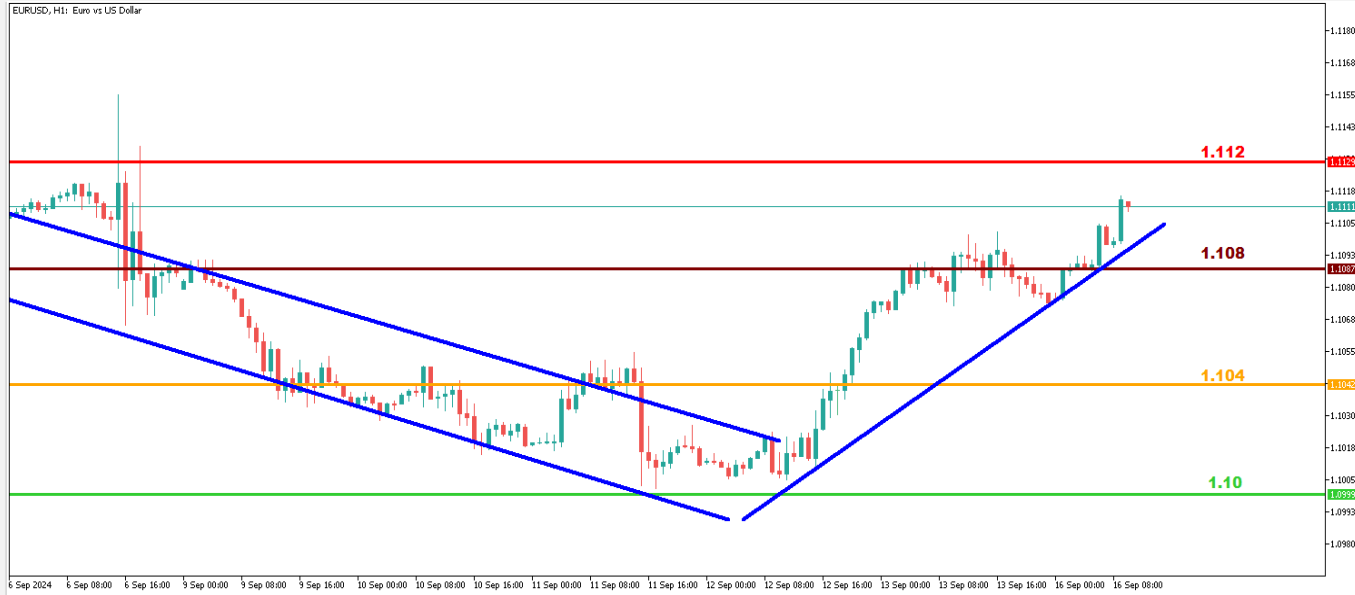
Gold prices broke through 2.530\$ last week and surged strongly, testing the 2.590\$ level. The upward trend in gold continues, and it has started the new week with gains. This week, the Fed's rate decision could further strengthen the upward trend in gold prices. The 2.600\$ level may be tested.

China's Impact on Oil Prices

Oil prices have shown a weak performance recently. China's weak economic performance, as the world's largest importer, is reducing demand for oil. However, oil has held steady at \$70 for the past two weeks. This week, with the Fed's rate cut decision, an upward trend in oil prices may begin, presenting a buying opportunity.



EUR/USD - H1



EUR/USD



TAKE PROFIT
1.112\$




STOP LOSS
1.107\$

First Support Level	First Resistance Level
1.104\$	1.112\$
Second Support Level	Second Resistance Level
1.10\$	1.108\$

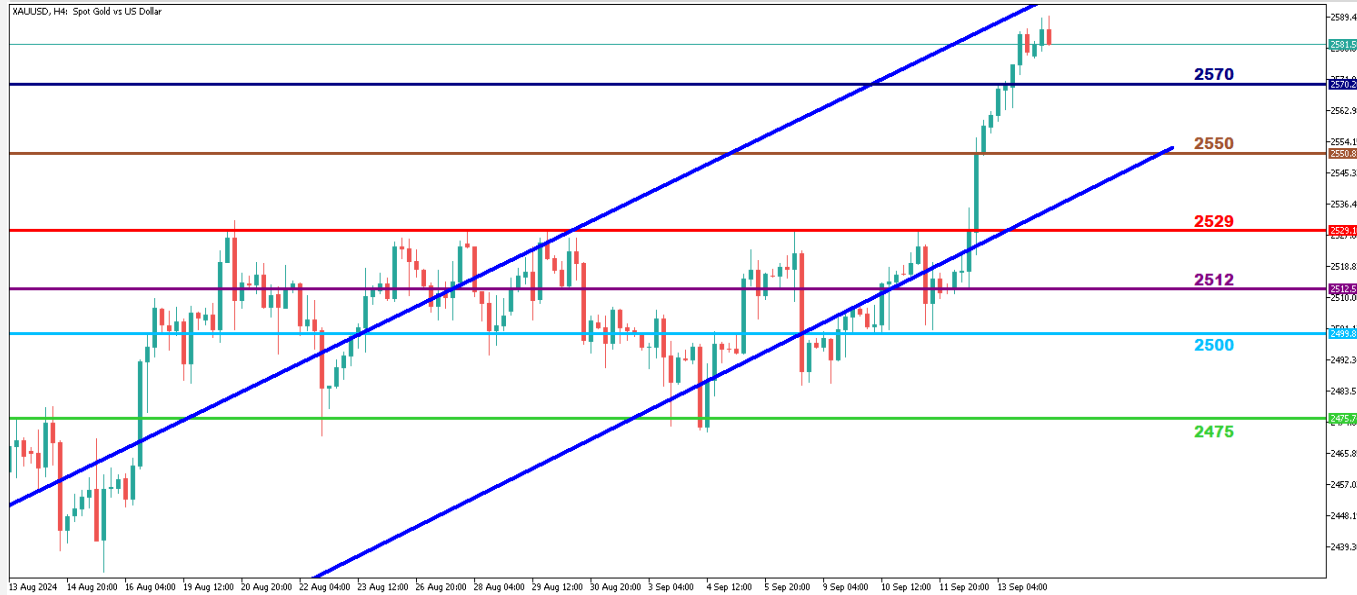


EURUSD May Rise Today

EURUSD formed a downtrend but broke through it last week after finding support at 1.10\$, climbing to 1.11\$. With the Fed expected to cut rates this week, the dollar could weaken. Today, parity may move upward.



XAU/USD - H4



XAU/USD



TAKE PROFIT
2595\$



STOP LOSS
2572\$

First Support Level	First Resistance Level
2570\$	2600\$
Second Support Level	Second Resistance Level
2550\$	-

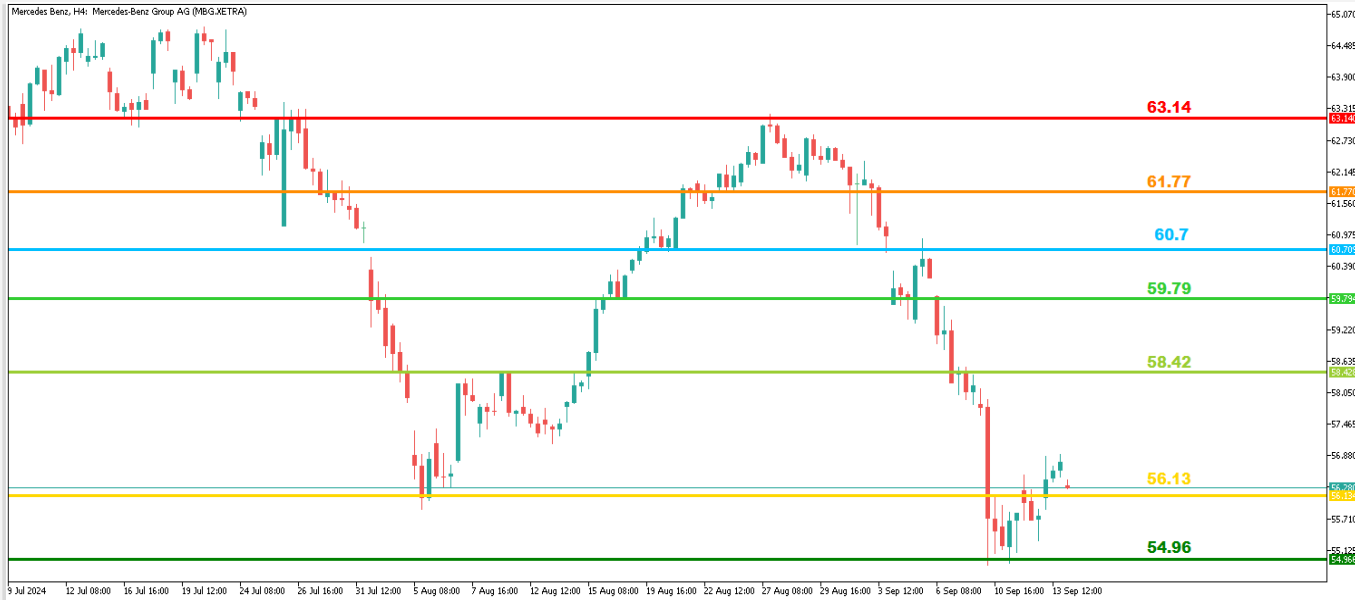


Gold's New Target is 2.600\$

Gold prices continue to rise strongly, reaching the 2.590\$ region. Today, gold may aim for a new record and the psychological level of 2.600\$.



MERCEDES - H4



MERCEDES



TAKE PROFIT
57.5€



STOP LOSS
55.7€



First Support Level

56.13€

Second Support Level

54.94€

First Resistance Level

58.42€

Second Resistance Level

59.79€



Mercedes-Benz

Mercedes Gains Momentum from €56

Mercedes ended its downtrend by holding steady at 54€ and has begun to rise. After gaining momentum at 56€, Mercedes may target 57€ today.





UKOIL - H1



Time for Oil Prices to Recover


Oil prices have shown a weak performance in recent weeks but managed to hold steady at 70\$. Today, Brent oil could target 72\$ or higher.

UKOIL

TAKE PROFIT
72.1\$

STOP LOSS
70.8\$

First Support Level	First Resistance Level
70.83\$	72.25\$
Second Support Level	Second Resistance Level
68.79\$	74.43\$



DISCLAIMER

You understand and acknowledge that there is a high degree of risk involved in trading with strategies. Following any strategies or investment methodologies is the potential for loss. The content on the site is being provided by our contributors and analysts for information purposes only. You alone are solely responsible for determining whether any trading assets, securities, strategy, or any other product is suitable for you based on your investment objectives and financial situation.

